



KINGDOM OF CAMBODIA  
NATION RELIGION KING



# TOURISM STATISTICS REPORT

# May 2016

**MINISTRY OF TOURISM**

Statistics and Tourism Information Department

No. A3, Street 169, Sangkat Veal Vong, Khan 7 Makara, Phnom Penh, Cambodia.

Fax: +855 23 885003

E-mail: [kong@mot.gov.kh](mailto:kong@mot.gov.kh)

Web site: [www.mot.gov.kh](http://www.mot.gov.kh)

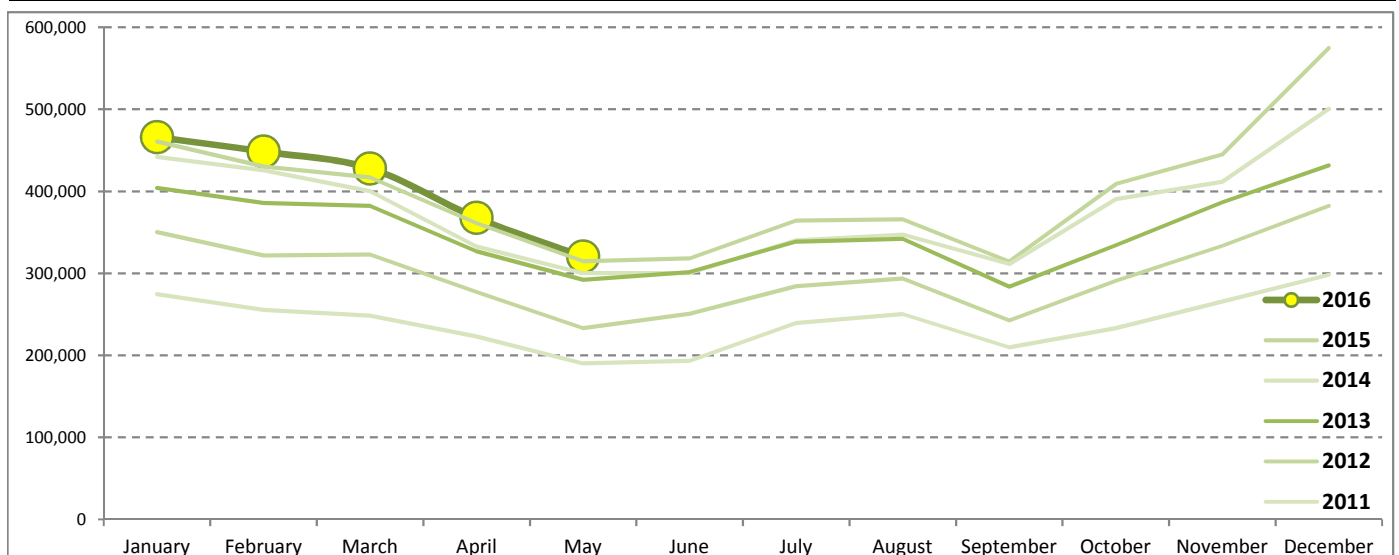
## Tourism Highlights

### International Tourist Arrivals, Average Length of Stays, Hotel Occupancy & Tourism Receipts 1993 - 2015

| Years | Int'l Tourist Arrivals |            | Average Length  | Hotel Occupancy | Tourism Receipts |
|-------|------------------------|------------|-----------------|-----------------|------------------|
|       | Number                 | Change (%) | of Stays (Days) | (%)             | (Million US\$)   |
| 1993  | 118,183                | -          | N/A             | N/A             | N/A              |
| 1994  | 176,617                | 49.4       | N/A             | N/A             | N/A              |
| 1995  | 219,680                | 24.4       | 8.00            | 37.0            | 100              |
| 1996  | 260,489                | 18.6       | 7.50            | 40.0            | 118              |
| 1997  | 218,843                | -16.0      | 6.40            | 30.0            | 103              |
| 1998  | 286,524                | 30.9       | 5.20            | 40.0            | 166              |
| 1999  | 367,743                | 28.3       | 5.50            | 44.0            | 190              |
| 2000  | 466,365                | 26.8       | 5.50            | 45.0            | 228              |
| 2001  | 604,919                | 29.7       | 5.50            | 48.0            | 304              |
| 2002  | 786,524                | 30.0       | 5.80            | 50.0            | 379              |
| 2003  | 701,014                | -10.9      | 5.50            | 50.0            | 347              |
| 2004  | 1,055,202              | 50.5       | 6.30            | 52.0            | 578              |
| 2005  | 1,421,615              | 34.7       | 6.30            | 52.0            | 832              |
| 2006  | 1,700,041              | 19.6       | 6.50            | 54.8            | 1,049            |
| 2007  | 2,015,128              | 18.5       | 6.50            | 54.8            | 1,400            |
| 2008  | 2,125,465              | 5.5        | 6.65            | 62.7            | 1,595            |
| 2009  | 2,161,577              | 1.7        | 6.45            | 63.6            | 1,561            |
| 2010  | 2,508,289              | 16.0       | 6.45            | 65.7            | 1,786            |
| 2011  | 2,881,862              | 14.9       | 6.50            | 66.2            | 1,912            |
| 2012  | 3,584,307              | 24.4       | 6.30            | 68.5            | 2,210            |
| 2013  | 4,210,165              | 17.5       | 6.75            | 69.5            | 2,547            |
| 2014  | 4,502,775              | 7.0        | 6.50            | 67.6            | 2,736            |
| 2015  | 4,775,231              | 6.1        | 6.80            | 70.2            | 3,012            |

### International Tourist Arrivals to Cambodia

| Months       | 2011             | 2012             | 2013             | 2014             | 2015             | 2016             | Change (%)  |             |             |            |            |
|--------------|------------------|------------------|------------------|------------------|------------------|------------------|-------------|-------------|-------------|------------|------------|
|              |                  |                  |                  |                  |                  |                  | 12/11       | 13/12       | 14/13       | 15/14      | 16*/15     |
| <b>Q1</b>    | <b>778,467</b>   | <b>995,210</b>   | <b>1,172,072</b> | <b>1,267,922</b> | <b>1,307,836</b> | <b>1,342,477</b> | <b>27.8</b> | <b>17.8</b> | <b>8.2</b>  | <b>3.1</b> | <b>2.6</b> |
| January      | 274,471          | 350,257          | 404,106          | 442,045          | 460,577          | 466,086          | 27.6        | 15.4        | 9.4         | 4.2        | 1.2        |
| February     | 255,499          | 321,870          | 385,760          | 425,801          | 430,207          | 448,468          | 26.0        | 19.8        | 10.4        | 1.0        | 4.2        |
| March        | 248,497          | 323,083          | 382,206          | 400,076          | 417,052          | 427,923          | 30.0        | 18.3        | 4.7         | 4.2        | 2.6        |
| <b>Q2</b>    | <b>606,562</b>   | <b>761,442</b>   | <b>920,527</b>   | <b>933,446</b>   | <b>994,154</b>   | <b>688,285</b>   | <b>25.5</b> | <b>20.9</b> | <b>1.4</b>  | <b>6.5</b> |            |
| April        | 223,032          | 277,304          | 327,000          | 332,690          | 361,139          | 367,684          | 24.3        | 17.9        | 1.7         | 8.6        | 1.8        |
| May          | 190,258          | 233,220          | 292,115          | 300,302          | 314,748          | 320,601          | 22.6        | 25.3        | 2.8         | 4.8        | 1.9        |
| June         | 193,272          | 250,918          | 301,412          | 300,454          | 318,267          |                  | 29.8        | 20.1        | -0.3        | 5.9        |            |
| <b>Q3</b>    | <b>699,760</b>   | <b>820,888</b>   | <b>964,612</b>   | <b>998,690</b>   | <b>1,044,880</b> | <b>0</b>         | <b>17.3</b> | <b>17.5</b> | <b>3.5</b>  | <b>4.6</b> |            |
| July         | 239,527          | 284,282          | 338,761          | 340,091          | 364,325          |                  | 18.7        | 19.2        | 0.4         | 7.1        |            |
| August       | 250,429          | 293,859          | 342,064          | 347,211          | 366,096          |                  | 17.3        | 16.4        | 1.5         | 5.4        |            |
| September    | 209,804          | 242,747          | 283,787          | 311,388          | 314,459          |                  | 15.7        | 16.9        | 9.7         | 1.0        |            |
| <b>Q4</b>    | <b>797,073</b>   | <b>1,006,767</b> | <b>1,152,954</b> | <b>1,302,717</b> | <b>1,428,361</b> | <b>0</b>         | <b>26.3</b> | <b>14.5</b> | <b>13.0</b> | <b>9.6</b> |            |
| October      | 233,190          | 290,959          | 334,410          | 390,637          | 408,922          |                  | 24.8        | 14.9        | 16.8        | 4.7        |            |
| November     | 265,539          | 333,482          | 386,737          | 411,501          | 444,640          |                  | 25.6        | 16.0        | 6.4         | 8.1        |            |
| December     | 298,344          | 382,326          | 431,807          | 500,579          | 574,799          |                  | 28.1        | 12.9        | 15.9        | 14.8       |            |
| <b>Total</b> | <b>2,881,862</b> | <b>3,584,307</b> | <b>4,210,165</b> | <b>4,502,775</b> | <b>4,775,231</b> | <b>2,030,762</b> | <b>24.4</b> | <b>17.5</b> | <b>7.0</b>  | <b>6.1</b> | <b>2.4</b> |



Source: Statistics and Tourism Information Department, MOT

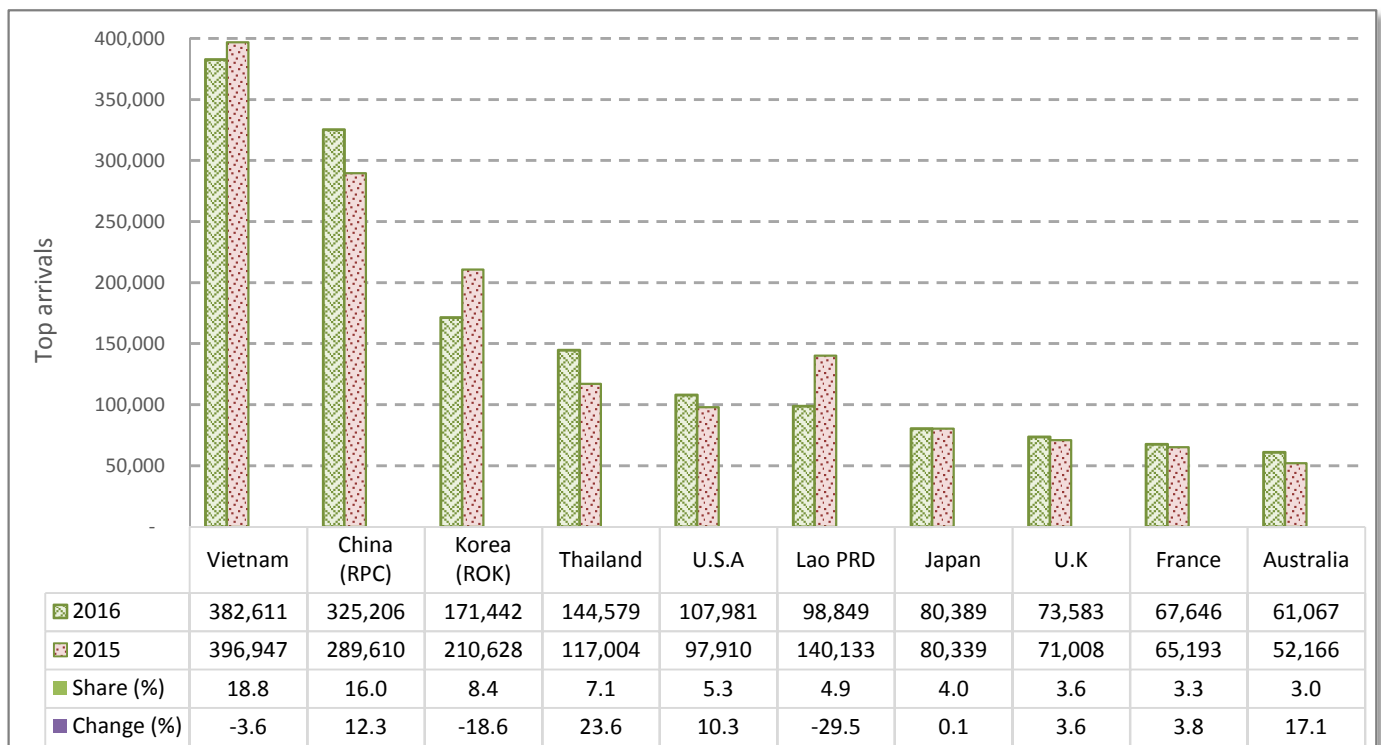
# CAMBODIA: TOURISM STATISTICS REPORT IN THE FIRST FIVE MONTHS 2016

## I. INBOUND TOURISM

### 1. International tourist arrivals in January - May 2016

|                                | Inbound tourism  |                  | Share (%)    |              | Change (%)  |
|--------------------------------|------------------|------------------|--------------|--------------|-------------|
|                                | 2015             | 2016             | 2015         | 2016         | 2016*/15    |
| <b>Air</b>                     | <b>1,075,945</b> | <b>1,133,940</b> | <b>54.2</b>  | <b>55.8</b>  | <b>5.4</b>  |
| Phnom Penh Int'l Airport (PNH) | 431,531          | 471,072          | 21.8         | 23.2         | 9.2         |
| Siem Reap Int'l Airport (REP)  | 644,414          | 659,503          | 32.5         | 32.5         | 2.3         |
| Kong Keng (KOS)                |                  | 3,365            |              | 0.2          |             |
| <b>Land and Waterways</b>      | <b>907,778</b>   | <b>896,822</b>   | <b>45.8</b>  | <b>44.2</b>  | <b>-1.2</b> |
| Land                           | 844,009          | 815,184          | 42.5         | 40.1         | -3.4        |
| Waterways                      | 63,769           | 81,638           | 3.2          | 4.0          | 28.0        |
| <b>Total</b>                   | <b>1,983,723</b> | <b>2,030,762</b> | <b>100.0</b> | <b>100.0</b> | <b>2.4</b>  |

### 2. Top ten markets arrivals in January - May 2016



## II. OUTBOUND TOURISM

### Outbound tourism in January - May 2016

|                                  | Outbound tourism |           | Change (%) |
|----------------------------------|------------------|-----------|------------|
|                                  | 2015             | 2016      | 2016*/15   |
| Cambodian Outbound Tourists      | 461,581          | 589,181   | 27.6       |
| International Tourists Departure | 1,936,228        | 1,933,936 | -0.1       |

## III. INTERNAL TOURISM

### Foreign visitor arrivals to the regions in January - May 2016

|                          | Arrivals         |                  | Share (%)    |              | Change (%) |
|--------------------------|------------------|------------------|--------------|--------------|------------|
|                          | 2015             | 2016             | 2015         | 2016         | 2016*/15   |
| Phnom Penh & Surrounding | 992,727          | 1,055,119        | 42.6         | 44.2         | 6.3        |
| Siem Reap Angkor         | 990,996          | 975,643          | 42.6         | 40.8         | -1.5       |
| Coastal Areas            | 314,947          | 325,984          | 13.5         | 13.6         | 3.5        |
| Eco-tourism Areas        | 29,901           | 31,724           | 1.3          | 1.3          | 6.1        |
| <b>Total</b>             | <b>2,328,571</b> | <b>2,388,470</b> | <b>100.0</b> | <b>100.0</b> | <b>2.6</b> |

## International Tourist Arrivals to Cambodia by Country of Residence in January - May 2016

(by all means of transportation)

| Regions<br>Country of Residence | 2015             | 2016              |                |                | Total            | Female         | Share        | Change      |
|---------------------------------|------------------|-------------------|----------------|----------------|------------------|----------------|--------------|-------------|
|                                 |                  | Purposes of Visit |                |                |                  |                | (%)          | (%)         |
|                                 |                  | Holiday           | Business       | Others         |                  |                | 2016*        | 2016*/15    |
| <b>Grand Total</b>              | <b>1,983,723</b> | <b>1,776,313</b>  | <b>148,190</b> | <b>106,259</b> | <b>2,030,762</b> | <b>867,217</b> | <b>100.0</b> | <b>2.4</b>  |
| <b>Asia and the Pacific</b>     | <b>1,499,074</b> | <b>1,278,035</b>  | <b>128,658</b> | <b>96,128</b>  | <b>1,502,821</b> | <b>628,052</b> | <b>74.0</b>  | <b>0.2</b>  |
| <b>ASEAN (Southeast Asia)</b>   | <b>785,864</b>   | <b>643,531</b>    | <b>49,877</b>  | <b>85,033</b>  | <b>778,441</b>   | <b>317,780</b> | <b>38.3</b>  | <b>-0.9</b> |
| Brunei Darussalam               | 327              | 281               | 5              | 19             | 305              | 124            | 0.0          | -6.7        |
| Indonesia                       | 16,982           | 11,072            | 5,968          | 2,440          | 19,480           | 4,950          | 1.0          | 14.7        |
| Lao PDR                         | 140,133          | 92,778            | 91             | 5,980          | 98,849           | 52,781         | 4.9          | -29.5       |
| Malaysia                        | 55,622           | 52,026            | 4,749          | 774            | 57,549           | 19,167         | 2.8          | 3.5         |
| Myanmar                         | 3,849            | 4,383             | 255            | 530            | 5,168            | 2,213          | 0.3          | 34.3        |
| Philippines                     | 31,888           | 32,338            | 5,410          | 6,252          | 44,000           | 21,928         | 2.2          | 38.0        |
| Singapore                       | 23,112           | 23,992            | 1,417          | 491            | 25,900           | 8,219          | 1.3          | 12.1        |
| Thailand                        | 117,004          | 121,573           | 8,709          | 14,297         | 144,579          | 55,345         | 7.1          | 23.6        |
| Vietnam                         | 396,947          | 305,088           | 23,273         | 54,250         | 382,611          | 153,053        | 18.8         | -3.6        |
| <b>Northeast Asia</b>           | <b>633,839</b>   | <b>550,174</b>    | <b>73,159</b>  | <b>7,152</b>   | <b>630,485</b>   | <b>271,350</b> | <b>31.0</b>  | <b>-0.5</b> |
| China                           | 289,610          | 273,404           | 47,669         | 4,133          | 325,206          | 143,556        | 16.0         | 12.3        |
| Hong Kong (China)               | 5,302            | 8,036             | 129            | 32             | 8,197            | 3,843          | 0.4          | 54.6        |
| Japan                           | 80,339           | 69,229            | 9,846          | 1,314          | 80,389           | 31,360         | 4.0          | 0.1         |
| Korea (ROK)                     | 210,628          | 162,185           | 7,677          | 1,580          | 171,442          | 74,592         | 8.4          | -18.6       |
| Macau (China)                   | 211              | 134               | 8              | 14             | 156              | 41             | 0.0          | -26.1       |
| Mongolia                        | 222              | 199               | 19             | 16             | 234              | 138            | 0.0          | 5.4         |
| Taiwan (China)                  | 47,527           | 36,987            | 7,811          | 63             | 44,861           | 17,820         | 2.2          | -5.6        |
| <b>Southern Asia</b>            | <b>16,515</b>    | <b>16,527</b>     | <b>2,215</b>   | <b>2,417</b>   | <b>21,159</b>    | <b>5,547</b>   | <b>1.0</b>   | <b>28.1</b> |
| Afghanistan                     | 36               | 58                | 2              | 10             | 70               | 20             | 0.0          | 94.4        |
| Bangladesh                      | 809              | 573               | 167            | 77             | 817              | 134            | 0.0          | 1.0         |
| Bhutan                          | 78               | 63                | 4              | 48             | 115              | 42             | 0.0          | 47.4        |
| India                           | 13,420           | 14,017            | 1,438          | 2,167          | 17,622           | 4,767          | 0.9          | 31.3        |
| Nepal                           | 909              | 785               | 139            | 52             | 976              | 247            | 0.0          | 7.4         |
| Pakistan                        | 533              | 392               | 198            | 40             | 630              | 125            | 0.0          | 18.2        |
| Sri Lanka                       | 730              | 639               | 267            | 23             | 929              | 212            | 0.0          | 27.3        |
| <b>Oceania</b>                  | <b>61,362</b>    | <b>66,459</b>     | <b>3,298</b>   | <b>693</b>     | <b>70,450</b>    | <b>32,467</b>  | <b>3.5</b>   | <b>14.8</b> |
| Australia                       | 52,166           | 57,670            | 2,772          | 625            | 61,067           | 28,153         | 3.0          | 17.1        |
| Fiji                            | 66               | 50                | 11             | 9              | 70               | 26             | 0.0          | 6.1         |
| New Zealand                     | 9,130            | 8,739             | 515            | 59             | 9,313            | 4,288          | 0.5          | 2.0         |
| Other Asia & the Pacific        | 1,494            | 1,344             | 109            | 833            | 2,286            | 908            | 0.1          | 53.0        |
| <b>Europe</b>                   | <b>327,806</b>   | <b>334,030</b>    | <b>12,959</b>  | <b>5,772</b>   | <b>352,761</b>   | <b>159,104</b> | <b>17.4</b>  | <b>7.6</b>  |
| <b>Northern Europe</b>          | <b>100,061</b>   | <b>97,940</b>     | <b>4,237</b>   | <b>1,034</b>   | <b>103,211</b>   | <b>44,409</b>  | <b>5.1</b>   | <b>3.1</b>  |
| Denmark                         | 6,289            | 6,137             | 174            | 50             | 6,361            | 2,734          | 0.3          | 1.1         |
| Finland                         | 3,871            | 3,248             | 126            | 41             | 3,415            | 1,358          | 0.2          | -11.8       |
| Iceland                         | 376              | 399               | 7              | 11             | 417              | 175            | 0.0          | 10.9        |
| Ireland                         | 4,504            | 4,295             | 181            | 47             | 4,523            | 2,002          | 0.2          | 0.4         |
| Norway                          | 4,945            | 4,789             | 105            | 36             | 4,930            | 2,322          | 0.2          | -0.3        |
| Sweden                          | 9,068            | 9,543             | 344            | 95             | 9,982            | 4,250          | 0.5          | 10.1        |
| United Kingdom                  | 71,008           | 69,529            | 3,300          | 754            | 73,583           | 31,568         | 3.6          | 3.6         |
| <b>Western Europe</b>           | <b>143,972</b>   | <b>155,714</b>    | <b>6,310</b>   | <b>2,544</b>   | <b>164,568</b>   | <b>73,741</b>  | <b>8.1</b>   | <b>14.3</b> |
| Austria                         | 5,026            | 5,768             | 105            | 37             | 5,910            | 2,615          | 0.3          | 17.6        |
| Belgium                         | 7,011            | 6,704             | 318            | 152            | 7,174            | 2,960          | 0.4          | 2.3         |
| France                          | 65,193           | 62,700            | 3,768          | 1,178          | 67,646           | 30,404         | 3.3          | 3.8         |
| Germany                         | 44,056           | 55,695            | 1,046          | 864            | 57,605           | 26,163         | 2.8          | 30.8        |
| Luxembourg                      | 323              | 406               | 5              | 7              | 418              | 181            | 0.0          | 29.4        |
| Monaco                          | 34               | 21                | 0              | 5              | 26               | 7              | 0.0          | -23.5       |
| Netherlands                     | 11,771           | 11,849            | 606            | 149            | 12,604           | 5,615          | 0.6          | 7.1         |
| Switzerland                     | 10,558           | 12,571            | 462            | 152            | 13,185           | 5,796          | 0.6          | 24.9        |
| <b>Central / Eastern Europe</b> | <b>53,364</b>    | <b>47,942</b>     | <b>1,217</b>   | <b>799</b>     | <b>49,958</b>    | <b>25,707</b>  | <b>2.5</b>   | <b>-6.4</b> |
| Bulgaria                        | 899              | 870               | 15             | 19             | 904              | 475            | 0.0          | 0.6         |
| Czech Republic                  | 3,157            | 2,931             | 35             | 31             | 2,997            | 1,315          | 0.1          | -5.1        |
| Estonia                         | 1,063            | 1,049             | 15             | 6              | 1,070            | 477            | 0.1          | 0.7         |
| Hungary                         | 2,326            | 2,633             | 65             | 24             | 2,722            | 1,326          | 0.1          | 17.0        |
| Kazakhstan                      | 1,377            | 729               | 109            | 10             | 848              | 422            | 0.0          | -38.4       |
| Kyrgyzstan                      | 82               | 60                | 6              | 10             | 76               | 32             | 0.0          | -7.3        |
| Latvia                          | 429              | 461               | 19             | 8              | 488              | 239            | 0.0          | 13.8        |
| Lithuania                       | 958              | 1,094             | 25             | 9              | 1,128            | 573            | 0.1          | 17.7        |
| Poland                          | 6,956            | 7,387             | 106            | 29             | 7,522            | 3,714          | 0.4          | 8.1         |
| Romania                         | 1,273            | 1,173             | 37             | 31             | 1,241            | 698            | 0.1          | -2.5        |
| Russian Federation              | 30,234           | 25,395            | 627            | 146            | 26,168           | 14,099         | 1.3          | -13.4       |
| Slovakia                        | 1,303            | 1,410             | 37             | 12             | 1,459            | 670            | 0.1          | 12.0        |
| Ukraine                         | 2,994            | 2,556             | 89             | 448            | 3,093            | 1,554          | 0.2          | 3.3         |
| Uzbekistan                      | 313              | 194               | 32             | 16             | 242              | 113            | 0.0          | -22.7       |

Source: Statistics and Tourism Information Department, MOT

## International Tourist Arrivals to Cambodia by Country of Residence in January - May 2016

(by all means of transportation)

| Regions<br>Country of Residence | 2015             | 2016              |                |                | Total            | Female         | Share        | Change      |
|---------------------------------|------------------|-------------------|----------------|----------------|------------------|----------------|--------------|-------------|
|                                 |                  | Purposes of Visit |                |                |                  |                | (%)          | (%)         |
|                                 |                  | Holiday           | Business       | Others         |                  |                | 2016*        | 2016*/15    |
| <b>Grand Total</b>              | <b>1,983,723</b> | <b>1,776,313</b>  | <b>148,190</b> | <b>106,259</b> | <b>2,030,762</b> | <b>867,217</b> | <b>100.0</b> | <b>2.4</b>  |
| <b>Southern Europe</b>          | <b>29,130</b>    | <b>31,119</b>     | <b>1,123</b>   | <b>870</b>     | <b>33,112</b>    | <b>14,508</b>  | <b>1.6</b>   | <b>13.7</b> |
| Croatia                         | 645              | 556               | 23             | 62             | 641              | 281            | 0.0          | -0.6        |
| Greece                          | 788              | 640               | 28             | 61             | 729              | 297            | 0.0          | -7.5        |
| Italy                           | 12,661           | 13,984            | 505            | 235            | 14,724           | 6,171          | 0.7          | 16.3        |
| Malta                           | 213              | 214               | 2              | 5              | 221              | 87             | 0.0          | 3.8         |
| Portugal                        | 2,135            | 2,593             | 84             | 61             | 2,738            | 1,306          | 0.1          | 28.2        |
| Serbia                          | 467              | 400               | 11             | 229            | 640              | 283            | 0.0          | 37.0        |
| Slovenia                        | 568              | 553               | 32             | 8              | 593              | 265            | 0.0          | 4.4         |
| Spain                           | 8,749            | 9,597             | 255            | 86             | 9,938            | 4,681          | 0.5          | 13.6        |
| Turkey                          | 2,904            | 2,582             | 183            | 123            | 2,888            | 1,137          | 0.1          | -0.6        |
| Other Europe                    | 1,279            | 1,315             | 72             | 525            | 1,912            | 739            | 0.1          | 49.5        |
| <b>Americas</b>                 | <b>146,781</b>   | <b>153,694</b>    | <b>5,558</b>   | <b>3,725</b>   | <b>162,977</b>   | <b>75,282</b>  | <b>8.0</b>   | <b>11.0</b> |
| <b>North America</b>            | <b>129,784</b>   | <b>133,396</b>    | <b>5,331</b>   | <b>3,068</b>   | <b>141,795</b>   | <b>65,124</b>  | <b>7.0</b>   | <b>9.3</b>  |
| Canada                          | 29,279           | 29,524            | 1,027          | 293            | 30,844           | 14,419         | 1.5          | 5.3         |
| Mexico                          | 2,595            | 2,883             | 34             | 53             | 2,970            | 1,493          | 0.1          | 14.5        |
| United States                   | 97,910           | 100,989           | 4,270          | 2,722          | 107,981          | 49,212         | 5.3          | 10.3        |
| <b>Central America</b>          | <b>306</b>       | <b>405</b>        | <b>15</b>      | <b>41</b>      | <b>461</b>       | <b>173</b>     | <b>0.0</b>   | <b>50.7</b> |
| Costa Rica                      | 205              | 292               | 4              | 8              | 304              | 135            | 0.0          | 48.3        |
| Honduras                        | 57               | 83                | 7              | 26             | 116              | 15             | 0.0          | 103.5       |
| Jamaica                         | 44               | 30                | 4              | 7              | 41               | 23             | 0.0          | -6.8        |
| <b>South America</b>            | <b>15,731</b>    | <b>18,995</b>     | <b>169</b>     | <b>268</b>     | <b>19,432</b>    | <b>9,447</b>   | <b>1.0</b>   | <b>23.5</b> |
| Argentina                       | 4,648            | 7,691             | 30             | 34             | 7,755            | 3,663          | 0.4          | 66.8        |
| Brazil                          | 5,510            | 4,903             | 69             | 76             | 5,048            | 2,392          | 0.2          | -8.4        |
| Chile                           | 2,773            | 3,520             | 17             | 32             | 3,569            | 1,856          | 0.2          | 28.7        |
| Colombia                        | 1,257            | 1,194             | 28             | 22             | 1,244            | 612            | 0.1          | -1.0        |
| Ecuador                         | 282              | 236               | 7              | 8              | 251              | 128            | 0.0          | -11.0       |
| Peru                            | 381              | 439               | 4              | 83             | 526              | 258            | 0.0          | 38.1        |
| Uruguay                         | 715              | 851               | 6              | 7              | 864              | 452            | 0.0          | 20.8        |
| Venezuela                       | 165              | 161               | 8              | 6              | 175              | 86             | 0.0          | 6.1         |
| Other America                   | 960              | 898               | 43             | 348            | 1,289            | 538            | 0.1          | 34.3        |
| <b>Africa</b>                   | <b>3,555</b>     | <b>3,098</b>      | <b>645</b>     | <b>464</b>     | <b>4,207</b>     | <b>1,740</b>   | <b>0.2</b>   | <b>18.3</b> |
| <b>North Africa</b>             | <b>358</b>       | <b>343</b>        | <b>31</b>      | <b>27</b>      | <b>401</b>       | <b>162</b>     | <b>0.0</b>   | <b>12.0</b> |
| Morocco                         | 214              | 191               | 26             | 7              | 224              | 99             | 0.0          | 4.7         |
| Sudan                           | 58               | 39                | 0              | 12             | 51               | 10             | 0.0          | -12.1       |
| Tunisia                         | 86               | 113               | 5              | 8              | 126              | 53             | 0.0          | 46.5        |
| <b>Subsaharan Africa</b>        | <b>2,972</b>     | <b>2,531</b>      | <b>595</b>     | <b>334</b>     | <b>3,460</b>     | <b>1,468</b>   | <b>0.2</b>   | <b>16.4</b> |
| Cameroon                        | 92               | 26                | 6              | 5              | 37               | 9              | 0.0          | -59.8       |
| Congo                           | 29               | 39                | 2              | 20             | 61               | 22             | 0.0          | 110.3       |
| Ghana                           | 32               | 48                | 8              | 10             | 66               | 25             | 0.0          | 106.3       |
| Kenya                           | 134              | 121               | 10             | 22             | 153              | 72             | 0.0          | 14.2        |
| Liberia                         | 19               | 13                | 0              | 4              | 17               | 4              | 0.0          | -10.5       |
| Nigeria                         | 455              | 222               | 358            | 13             | 593              | 55             | 0.0          | 30.3        |
| South Africa                    | 2,098            | 1,895             | 190            | 130            | 2,215            | 1,159          | 0.1          | 5.6         |
| Tanzania                        | 29               | 71                | 4              | 107            | 182              | 42             | 0.0          | 527.6       |
| Uganda                          | 31               | 53                | 2              | 4              | 59               | 29             | 0.0          | 90.3        |
| Zimbabwe                        | 53               | 43                | 15             | 19             | 77               | 51             | 0.0          | 45.3        |
| Other Africa                    | 225              | 224               | 19             | 103            | 346              | 110            | 0.0          | 53.8        |
| <b>Middle East</b>              | <b>6,507</b>     | <b>7,456</b>      | <b>370</b>     | <b>170</b>     | <b>7,996</b>     | <b>3,039</b>   | <b>0.4</b>   | <b>22.9</b> |
| Egypt                           | 260              | 301               | 26             | 10             | 337              | 98             | 0.0          | 29.6        |
| Iran                            | 225              | 172               | 13             | 9              | 194              | 71             | 0.0          | -13.8       |
| Iraq                            | 47               | 59                | 3              | 7              | 69               | 8              | 0.0          | 46.8        |
| Israel                          | 4,730            | 5,314             | 111            | 31             | 5,456            | 2,463          | 0.3          | 15.3        |
| Jordan                          | 146              | 562               | 171            | 9              | 742              | 157            | 0.0          | 408.2       |
| Kuwait                          | 395              | 288               | 3              | 12             | 303              | 28             | 0.0          | -23.3       |
| Oman                            | 107              | 75                | 0              | 4              | 79               | 14             | 0.0          | -26.2       |
| Palestine                       | 27               | 31                | 3              | 5              | 39               | 15             | 0.0          | 44.4        |
| Qatar                           | 69               | 24                | 2              | 5              | 31               | 12             | 0.0          | -55.1       |
| Saudi Arabia                    | 156              | 137               | 9              | 9              | 155              | 13             | 0.0          | -0.6        |
| Syria                           | 82               | 164               | 3              | 6              | 173              | 46             | 0.0          | 111.0       |
| United Arab Emirates            | 45               | 76                | 1              | 7              | 84               | 22             | 0.0          | 86.7        |
| Yemen                           | 71               | 126               | 7              | 5              | 138              | 29             | 0.0          | 94.4        |
| Other Middle East               | 147              | 127               | 18             | 51             | 196              | 63             | 0.0          | 33.3        |

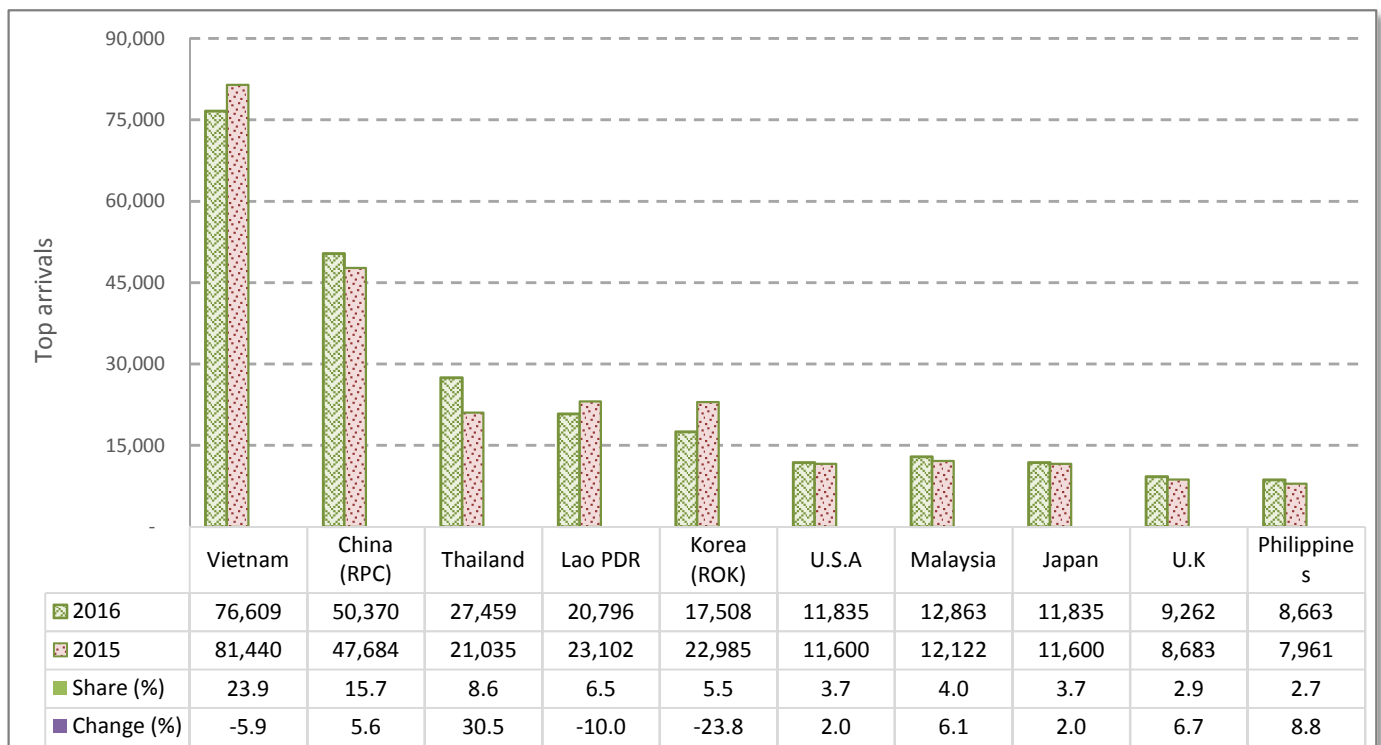
# CAMBODIA: TOURISM STATISTICS REPORT IN MAY 2016

## I. INBOUND TOURISM

### 1. International tourist arrivals in May 2016

|                                | Inbound tourism |                | Share (%)    |              | Change (%) |
|--------------------------------|-----------------|----------------|--------------|--------------|------------|
|                                | 2015            | 2016           | 2015         | 2016         | 2016*/15   |
| <b>Air</b>                     | <b>161,003</b>  | <b>165,340</b> | <b>51.2</b>  | <b>51.6</b>  | <b>2.7</b> |
| Phnom Penh Int'l Airport (PNH) | 79,166          | 83,697         | 25.2         | 26.1         | 5.7        |
| Siem Reap Int'l Airport (REP)  | 81,837          | 81,096         | 26.0         | 25.3         | -0.9       |
| Kong Keng (KOS)                |                 | 547            |              | 0.2          |            |
| <b>Land and Waterways</b>      | <b>153,745</b>  | <b>155,261</b> | <b>48.8</b>  | <b>48.4</b>  | <b>1.0</b> |
| Land                           | 147,968         | 148,416        | 47.0         | 46.3         | 0.3        |
| Waterways                      | 5,777           | 6,845          | 1.8          | 2.1          | 18.5       |
| <b>Total</b>                   | <b>314,748</b>  | <b>320,601</b> | <b>100.0</b> | <b>100.0</b> | <b>1.9</b> |

### 2. Top ten markets arrivals in May 2016



## II. OUTBOUND TOURISM

### Outbound tourism in May 2016

|                                  | Outbound tourism |         | Change (%) |
|----------------------------------|------------------|---------|------------|
|                                  | 2015             | 2016    | 2016*/15   |
| Cambodian Outbound Tourists      | 108,225          | 127,260 | 17.6       |
| International Tourists Departure | 331,254          | 319,112 | -3.7       |

## III. INTERNAL TOURISM

### Foreign visitor arrivals to the regions in May 2016

|                          | Arrivals       |                | Share (%)    |              | Change (%) |
|--------------------------|----------------|----------------|--------------|--------------|------------|
|                          | 2015           | 2016           | 2015         | 2016         | 2016*/15   |
| Phnom Penh & Surrounding | 186,933        | 194,654        | 49.2         | 50.1         | 4.1        |
| Siem Reap Angkor         | 127,815        | 125,947        | 33.7         | 32.4         | -1.5       |
| Coastal Areas            | 60,322         | 62,731         | 15.9         | 16.1         | 4.0        |
| Eco-tourism Areas        | 4,558          | 5,189          | 1.2          | 1.3          | 13.8       |
| <b>Total</b>             | <b>379,628</b> | <b>388,521</b> | <b>100.0</b> | <b>100.0</b> | <b>2.3</b> |

## International Tourist Arrivals to Cambodia by Country of Residence in May 2016

(by all means of transportation)

| Regions<br>Country of Residence | 2015           | 2016              |               |               | Total          | Female         | Share        | Change      |
|---------------------------------|----------------|-------------------|---------------|---------------|----------------|----------------|--------------|-------------|
|                                 |                | Purposes of Visit |               |               |                |                | (%)          | (%)         |
|                                 |                | Holiday           | Business      | Others        |                |                | 2016*        | 2016*/15    |
| <b>Grand Total</b>              | <b>314,748</b> | <b>274,130</b>    | <b>28,218</b> | <b>18,253</b> | <b>320,601</b> | <b>133,880</b> | <b>100.0</b> | <b>1.9</b>  |
| <b>Asia and the Pacific</b>     | <b>258,680</b> | <b>218,408</b>    | <b>24,636</b> | <b>16,658</b> | <b>259,702</b> | <b>107,317</b> | <b>81.0</b>  | <b>0.4</b>  |
| <b>ASEAN (Southeast Asia)</b>   | <b>155,450</b> | <b>133,293</b>    | <b>9,990</b>  | <b>14,285</b> | <b>157,568</b> | <b>66,349</b>  | <b>49.1</b>  | <b>1.4</b>  |
| Brunei Darussalam               | 63             | 52                | 1             | 3             | 56             | 26             | 0.0          | -11.1       |
| Indonesia                       | 3,195          | 2,684             | 1,103         | 184           | 3,971          | 1,191          | 1.2          | 24.3        |
| Lao PDR                         | 23,102         | 20,572            | 15            | 209           | 20,796         | 12,132         | 6.5          | -10.0       |
| Malaysia                        | 12,122         | 11,811            | 919           | 133           | 12,863         | 4,451          | 4.0          | 6.1         |
| Myanmar                         | 645            | 905               | 49            | 74            | 1,028          | 431            | 0.3          | 59.4        |
| Philippines                     | 7,961          | 7,069             | 1,091         | 503           | 8,663          | 4,665          | 2.7          | 8.8         |
| Singapore                       | 5,887          | 5,720             | 293           | 110           | 6,123          | 2,110          | 1.9          | 4.0         |
| Thailand                        | 21,035         | 23,029            | 1,929         | 2,501         | 27,459         | 10,757         | 8.6          | 30.5        |
| Vietnam                         | 81,440         | 61,451            | 4,590         | 10,568        | 76,609         | 30,586         | 23.9         | -5.9        |
| <b>Northeast Asia</b>           | <b>91,399</b>  | <b>73,472</b>     | <b>13,558</b> | <b>1,905</b>  | <b>88,935</b>  | <b>35,851</b>  | <b>27.7</b>  | <b>-2.7</b> |
| China                           | 47,684         | 40,718            | 8,653         | 999           | 50,370         | 21,114         | 15.7         | 5.6         |
| Hong Kong (China)               | 741            | 1,047             | 25            | 10            | 1,082          | 518            | 0.3          | 46.0        |
| Japan                           | 11,600         | 9,503             | 1,912         | 420           | 11,835         | 4,142          | 3.7          | 2.0         |
| Korea (ROK)                     | 22,985         | 15,574            | 1,472         | 462           | 17,508         | 7,084          | 5.5          | -23.8       |
| Macau (China)                   | 54             | 18                | 2             | 7             | 27             | 4              | 0.0          | -50.0       |
| Mongolia                        | 45             | 11                | 6             | 3             | 20             | 13             | 0.0          | -55.6       |
| Taiwan (China)                  | 8,290          | 6,601             | 1,488         | 4             | 8,093          | 2,976          | 2.5          | -2.4        |
| <b>Southern Asia</b>            | <b>3,141</b>   | <b>3,242</b>      | <b>463</b>    | <b>149</b>    | <b>3,854</b>   | <b>1,098</b>   | <b>1.2</b>   | <b>22.7</b> |
| Afghanistan                     | 9              | 5                 | 1             | 2             | 8              | 1              | 0.0          | -11.1       |
| Bangladesh                      | 169            | 87                | 28            | 14            | 129            | 29             | 0.0          | -23.7       |
| Bhutan                          | 9              | 6                 | 1             | 1             | 8              | 3              | 0.0          | -11.1       |
| India                           | 2,557          | 2,742             | 303           | 112           | 3,157          | 954            | 1.0          | 23.5        |
| Nepal                           | 153            | 224               | 41            | 7             | 272            | 64             | 0.1          | 77.8        |
| Pakistan                        | 100            | 80                | 41            | 2             | 123            | 21             | 0.0          | 23.0        |
| Sri Lanka                       | 144            | 98                | 48            | 11            | 157            | 26             | 0.0          | 9.0         |
| <b>Oceania</b>                  | <b>8,413</b>   | <b>8,133</b>      | <b>605</b>    | <b>136</b>    | <b>8,874</b>   | <b>3,823</b>   | <b>2.8</b>   | <b>5.5</b>  |
| Australia                       | 6,949          | 6,716             | 501           | 124           | 7,341          | 3,116          | 2.3          | 5.6         |
| Fiji                            | 17             | 7                 | 1             | 1             | 9              | 6              | 0.0          | -47.1       |
| New Zealand                     | 1,447          | 1,410             | 103           | 11            | 1,524          | 701            | 0.5          | 5.3         |
| Other Asia & the Pacific        | 277            | 268               | 20            | 183           | 471            | 196            | 0.1          | 70.0        |
| <b>Europe</b>                   | <b>33,710</b>  | <b>33,308</b>     | <b>2,392</b>  | <b>841</b>    | <b>36,541</b>  | <b>15,666</b>  | <b>11.4</b>  | <b>8.4</b>  |
| <b>Northern Europe</b>          | <b>11,279</b>  | <b>10,931</b>     | <b>726</b>    | <b>107</b>    | <b>11,764</b>  | <b>4,812</b>   | <b>3.7</b>   | <b>4.3</b>  |
| Denmark                         | 589            | 528               | 26            | 9             | 563            | 231            | 0.2          | -4.4        |
| Finland                         | 353            | 253               | 17            | 5             | 275            | 112            | 0.1          | -22.1       |
| Iceland                         | 37             | 21                | 1             | 1             | 23             | 11             | 0.0          | -37.8       |
| Ireland                         | 661            | 625               | 35            | 9             | 669            | 308            | 0.2          | 1.2         |
| Norway                          | 321            | 302               | 15            | 1             | 318            | 121            | 0.1          | -0.9        |
| Sweden                          | 635            | 602               | 37            | 15            | 654            | 255            | 0.2          | 3.0         |
| United Kingdom                  | 8,683          | 8,600             | 595           | 67            | 9,262          | 3,774          | 2.9          | 6.7         |
| <b>Western Europe</b>           | <b>14,680</b>  | <b>14,968</b>     | <b>1,199</b>  | <b>347</b>    | <b>16,514</b>  | <b>6,990</b>   | <b>5.2</b>   | <b>12.5</b> |
| Austria                         | 325            | 335               | 21            | 6             | 362            | 147            | 0.1          | 11.4        |
| Belgium                         | 765            | 576               | 58            | 31            | 665            | 259            | 0.2          | -13.1       |
| France                          | 7,166          | 6,730             | 717           | 174           | 7,621          | 3,274          | 2.4          | 6.3         |
| Germany                         | 3,794          | 4,159             | 187           | 74            | 4,420          | 1,893          | 1.4          | 16.5        |
| Luxembourg                      | 32             | 22                | 1             | 1             | 24             | 7              | 0.0          | -25.0       |
| Monaco                          | 5              | 3                 | 0             | 1             | 4              | 0              | 0.0          | -20.0       |
| Netherlands                     | 1,626          | 1,534             | 119           | 25            | 1,678          | 698            | 0.5          | 3.2         |
| Switzerland                     | 967            | 1,609             | 96            | 35            | 1,740          | 712            | 0.5          | 79.9        |
| <b>Central / Eastern Europe</b> | <b>4,084</b>   | <b>3,674</b>      | <b>241</b>    | <b>165</b>    | <b>4,080</b>   | <b>2,041</b>   | <b>1.3</b>   | <b>-0.1</b> |
| Bulgaria                        | 41             | 48                | 3             | 1             | 52             | 31             | 0.0          | 26.8        |
| Czech Republic                  | 198            | 185               | 8             | 4             | 197            | 80             | 0.1          | -0.5        |
| Estonia                         | 54             | 25                | 3             | 2             | 30             | 13             | 0.0          | -44.4       |
| Hungary                         | 170            | 115               | 12            | 1             | 128            | 56             | 0.0          | -24.7       |
| Kazakhstan                      | 113            | 56                | 25            | 4             | 85             | 49             | 0.0          | -24.8       |
| Kyrgyzstan                      | 4              | 7                 | 2             | 1             | 10             | 3              | 0.0          | 150.0       |
| Latvia                          | 21             | 28                | 1             | 2             | 31             | 14             | 0.0          | 47.6        |
| Lithuania                       | 50             | 60                | 8             | 3             | 71             | 33             | 0.0          | 42.0        |
| Poland                          | 379            | 460               | 19            | 5             | 484            | 231            | 0.2          | 27.7        |
| Romania                         | 87             | 92                | 5             | 2             | 99             | 43             | 0.0          | 13.8        |
| Russian Federation              | 2,513          | 2,196             | 126           | 49            | 2,371          | 1,265          | 0.7          | -5.7        |
| Slovakia                        | 116            | 133               | 3             | 3             | 139            | 58             | 0.0          | 19.8        |
| Ukraine                         | 266            | 243               | 21            | 85            | 349            | 147            | 0.1          | 31.2        |
| Uzbekistan                      | 72             | 26                | 5             | 3             | 34             | 18             | 0.0          | -52.8       |

Source: Statistics and Tourism Information Department, MOT

## International Tourist Arrivals to Cambodia by Country of Residence in May 2016

(by all means of transportation)

| Regions<br>Country of Residence | 2015           | 2016              |               |               | Total          | Female         | Share        | Change       |
|---------------------------------|----------------|-------------------|---------------|---------------|----------------|----------------|--------------|--------------|
|                                 |                | Purposes of Visit |               |               |                |                | (%)          | (%)          |
|                                 |                | Holiday           | Business      | Others        |                |                | 2016*        | 2016*/15     |
| <b>Grand Total</b>              | <b>314,748</b> | <b>274,130</b>    | <b>28,218</b> | <b>18,253</b> | <b>320,601</b> | <b>133,880</b> | <b>100.0</b> | <b>1.9</b>   |
| <b>Southern Europe</b>          | <b>3,442</b>   | <b>3,559</b>      | <b>208</b>    | <b>96</b>     | <b>3,863</b>   | <b>1,678</b>   | <b>1.2</b>   | <b>12.2</b>  |
| Croatia                         | 36             | 27                | 5             | 2             | 34             | 9              | 0.0          | -5.6         |
| Greece                          | 60             | 96                | 5             | 31            | 132            | 51             | 0.0          | 120.0        |
| Italy                           | 1,146          | 1,124             | 98            | 14            | 1,236          | 495            | 0.4          | 7.9          |
| Malta                           | 22             | 13                | 0             | 1             | 14             | 4              | 0.0          | -36.4        |
| Portugal                        | 289            | 306               | 12            | 9             | 327            | 148            | 0.1          | 13.1         |
| Serbia                          | 26             | 26                | 3             | 1             | 30             | 16             | 0.0          | 15.4         |
| Slovenia                        | 35             | 46                | 7             | 2             | 55             | 27             | 0.0          | 57.1         |
| Spain                           | 1,387          | 1,625             | 44            | 9             | 1,678          | 805            | 0.5          | 21.0         |
| Turkey                          | 441            | 296               | 34            | 27            | 357            | 123            | 0.1          | -19.0        |
| Other Europe                    | 225            | 176               | 18            | 126           | 320            | 145            | 0.1          | 42.2         |
| <b>Americas</b>                 | <b>21,011</b>  | <b>21,147</b>     | <b>1,005</b>  | <b>586</b>    | <b>22,738</b>  | <b>10,377</b>  | <b>7.1</b>   | <b>8.2</b>   |
| <b>North America</b>            | <b>18,506</b>  | <b>18,360</b>     | <b>954</b>    | <b>472</b>    | <b>19,786</b>  | <b>8,919</b>   | <b>6.2</b>   | <b>6.9</b>   |
| Canada                          | 3,723          | 3,757             | 181           | 26            | 3,964          | 1,914          | 1.2          | 6.5          |
| Mexico                          | 551            | 538               | 1             | 3             | 542            | 283            | 0.2          | -1.6         |
| United States                   | 14,232         | 14,065            | 772           | 443           | 15,280         | 6,722          | 4.8          | 7.4          |
| <b>Central America</b>          | <b>41</b>      | <b>45</b>         | <b>1</b>      | <b>3</b>      | <b>49</b>      | <b>22</b>      | <b>0.0</b>   | <b>19.5</b>  |
| Costa Rica                      | 21             | 40                | 0             | 1             | 41             | 19             | 0.0          | 95.2         |
| Honduras                        | 11             | 0                 | 1             | 1             | 2              | 0              | 0.0          | -81.8        |
| Jamaica                         | 9              | 5                 | 0             | 1             | 6              | 3              | 0.0          | -33.3        |
| <b>South America</b>            | <b>2,329</b>   | <b>2,640</b>      | <b>37</b>     | <b>14</b>     | <b>2,691</b>   | <b>1,350</b>   | <b>0.8</b>   | <b>15.5</b>  |
| Argentina                       | 477            | 759               | 9             | 1             | 769            | 366            | 0.2          | 61.2         |
| Brazil                          | 574            | 584               | 10            | 5             | 599            | 288            | 0.2          | 4.4          |
| Chile                           | 395            | 420               | 5             | 1             | 426            | 234            | 0.1          | 7.8          |
| Colombia                        | 307            | 237               | 7             | 1             | 245            | 119            | 0.1          | -20.2        |
| Ecuador                         | 30             | 26                | 1             | 2             | 29             | 16             | 0.0          | -3.3         |
| Peru                            | 83             | 89                | 0             | 1             | 90             | 51             | 0.0          | 8.4          |
| Uruguay                         | 433            | 502               | 3             | 2             | 507            | 262            | 0.2          | 17.1         |
| Venezuela                       | 30             | 23                | 2             | 1             | 26             | 14             | 0.0          | -13.3        |
| Other America                   | 135            | 102               | 13            | 97            | 212            | 86             | 0.1          | 57.0         |
| <b>Africa</b>                   | <b>578</b>     | <b>499</b>        | <b>141</b>    | <b>128</b>    | <b>768</b>     | <b>265</b>     | <b>0.2</b>   | <b>32.9</b>  |
| <b>North Africa</b>             | <b>80</b>      | <b>48</b>         | <b>9</b>      | <b>3</b>      | <b>60</b>      | <b>25</b>      | <b>0.0</b>   | <b>-25.0</b> |
| Morocco                         | 42             | 34                | 7             | 1             | 42             | 19             | 0.0          | 0.0          |
| Sudan                           | 18             | 6                 | 0             | 1             | 7              | 1              | 0.0          | -61.1        |
| Tunisia                         | 20             | 8                 | 2             | 1             | 11             | 5              | 0.0          | -45.0        |
| <b>Subsaharan Africa</b>        | <b>462</b>     | <b>399</b>        | <b>125</b>    | <b>62</b>     | <b>586</b>     | <b>206</b>     | <b>0.2</b>   | <b>26.8</b>  |
| Cameroon                        | 14             | 3                 | 3             | 1             | 7              | 1              | 0.0          | -50.0        |
| Congo                           | 5              | 7                 | 1             | 2             | 10             | 1              | 0.0          | 100.0        |
| Ghana                           | 6              | 4                 | 3             | 2             | 9              | 3              | 0.0          | 50.0         |
| Kenya                           | 20             | 23                | 2             | 4             | 29             | 10             | 0.0          | 45.0         |
| Liberia                         | 9              | 4                 | 0             | 1             | 5              | 2              | 0.0          | -44.4        |
| Nigeria                         | 102            | 48                | 69            | 3             | 120            | 10             | 0.0          | 17.6         |
| South Africa                    | 275            | 294               | 43            | 5             | 342            | 159            | 0.1          | 24.4         |
| Tanzania                        | 5              | 2                 | 0             | 42            | 44             | 3              | 0.0          | 780.0        |
| Uganda                          | 13             | 3                 | 1             | 1             | 5              | 2              | 0.0          | -61.5        |
| Zimbabwe                        | 13             | 11                | 3             | 1             | 15             | 15             | 0.0          | 15.4         |
| Other Africa                    | 36             | 52                | 7             | 63            | 122            | 34             | 0.0          | 238.9        |
| <b>Middle East</b>              | <b>769</b>     | <b>768</b>        | <b>44</b>     | <b>40</b>     | <b>852</b>     | <b>255</b>     | <b>0.3</b>   | <b>10.8</b>  |
| Egypt                           | 41             | 63                | 5             | 2             | 70             | 20             | 0.0          | 70.7         |
| Iran                            | 19             | 24                | 2             | 1             | 27             | 8              | 0.0          | 42.1         |
| Iraq                            | 9              | 10                | 0             | 2             | 12             | 1              | 0.0          | 33.3         |
| Israel                          | 419            | 428               | 26            | 9             | 463            | 177            | 0.1          | 10.5         |
| Jordan                          | 30             | 26                | 3             | 1             | 30             | 2              | 0.0          | 0.0          |
| Kuwait                          | 109            | 57                | 1             | 2             | 60             | 8              | 0.0          | -45.0        |
| Oman                            | 15             | 13                | 0             | 1             | 14             | 5              | 0.0          | -6.7         |
| Palestine                       | 8              | 4                 | 0             | 1             | 5              | 1              | 0.0          | -37.5        |
| Qatar                           | 6              | 4                 | 1             | 2             | 7              | 2              | 0.0          | 16.7         |
| Saudi Arabia                    | 25             | 49                | 0             | 3             | 52             | 4              | 0.0          | 108.0        |
| Syria                           | 26             | 31                | 0             | 2             | 33             | 8              | 0.0          | 26.9         |
| United Arab Emirates            | 15             | 12                | 1             | 1             | 14             | 2              | 0.0          | -6.7         |
| Yemen                           | 25             | 29                | 0             | 1             | 30             | 6              | 0.0          | 20.0         |
| Other Middle East               | 22             | 18                | 5             | 12            | 35             | 11             | 0.0          | 59.1         |